

Microplate Reader DNM-9602

Application:

- The instrument is compatible with registered diagnostic ELIA kit, primarily used in hospitals or some detections related to clinical immunology.

Items Detected:

1.Tumor Marker	2.Infectious Disease	3.TORCH
4.Antenatal Down Syndrome Risk	5.Thyroid (5 items) Testing	6.Sex Hormone (6 items)
7.Autoimmune Disease	8.Diabetes Series	9.Myocardial Infarction Diagnosis
10.Hepatic Fibrosis	11.Human Cytokines Detection	12.Hematology
13.Renal Function	14.Drug	15.Allergic Source
16.Food Safety	17.Animal Quarantine	etc...

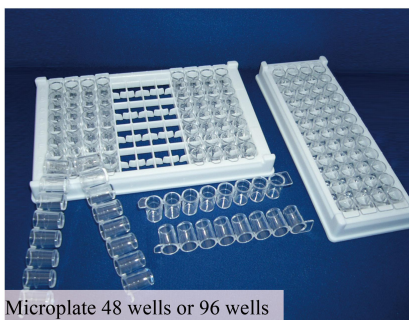
Specifications:

- Measurement System: 8-Channel optical system
- Range of working wavelength: from 400nm to 800nm
- Standard: 4 filters (405,450,492,630nm) Totally 10 filters can be installed.
- Measurement Range: 0.001~4.000Abs
- Reading speed: single wave :5s, dual waves :10s
- Photometric Accuracy: ± 0.01 Abs (0.001~1.500Abs)
- Repeatability: $< \pm 0.5\%$ (0.001~1.500Abs)
- Stability: < 0.005 Abs
- Linearity: $< \pm 1\%$ (0.001~1.500Abs)
- Printer: with internal thermal printer
- Software: compatible with Win 7 and Win XP system.




Features :

- Provided with power on self-checking. Error data will display on LCD monitor if something with the photoelectric system.
- Filter choosing-mode: automatically.
- Checking mode: single wave/dual wave detection.
- Saving function: can save the checking results of 100 pieces of plates.
- The microplate reader has good characters such as high sensitivity, high accuracy, high speed of detection and the easiness of operation etc.
- Parameters can be checked on the display without using difficult command sequence.




Microplate 48 wells or 96 wells



Optical Channel



Fan



8 Optical Channels



Fuses